

Trips/visitors: St Peters Church

Science display: Light.

Geography/History display: Earthquakes & Volcanos

2020/21

Autumn Term 2 Medium Term Plan Year 3



Week	English Focus text – The Dark	Maths	Science Light	RE / PSHE	PE
1 PSHE	Star Reader Assessments Spellings – ‘ly’ adverbs	Star Math Assessments	Light and dark. Recognise that we need light to see things and that dark is the absence of light.	Christianity and the Church. The Christmas Story and the importance of each of the characters within in.	Dance/ Gymnastics Improve skills of travelling rolling, jumping, swinging, balancing, taking weight on hands; changing speed, direction, shape levels; using different combinations of floor and apparatus, working alone/ with partner.
2	Descriptive writing Explore expanded noun phrases to create extended descriptions of settings. SPaG – Consolidating apostrophes Spelling – ‘ly’ adverbs	Addition & Subtractions <ul style="list-style-type: none"> Subtract 3-digits from 3-digits with / without exchange Estimate answers Check answers 	Sun safety. Understand that the light from the sun can be dangerous and that there are ways to protect our eyes.	Christianity and the Church The significance of the Advent ring at Christmas.	
3	Narrative Story board and writing. Draw out main sections of story and create story maps. Use to write narrative. SPaG – Consolidation of sentence types Spelling – ‘ly’ adverbs	Multiplication & Division <ul style="list-style-type: none"> Equal groups Multiplication using the symbol Using arrays 	Reflective surfaces. Explore how light is reflected from surfaces	Christianity and the Church Look at the ways in which we prepare for Christmas in our homes and at school.	Experience performing and remembering sequences, with control; responding to set tasks, short sequences, selecting apparatus.
4	Poetry Create a spine poem / perform poetry to class. SPaG – Consolidation of sentence types Spelling – ‘ly’ adverbs	Multiplication & Division <ul style="list-style-type: none"> Revisit 2 times table Revisit 5 times table Make equal groups 	Marvellous mirrors. Notice how light is reflected from surfaces using mirrors.	Celebrating difference Accept that everyone is different and how to include everyone.	
5	Write a Balanced Argument Write a balanced argument and after balancing both sides decide who you agree with. SPaG – Past and present tense Spelling – ‘ly’ adverbs	Multiplication & Division <ul style="list-style-type: none"> Grouping Divide by 2 Divide by 5 Divide by 10 	Making shadows. Explore how shadows are formed when light is blocked by a solid object.	Celebrating difference Knowing how to help and how to solve problems.	Develop an understanding of actions ending one movement – starts next; making decisions to affect their actions.

Trips/visitors: St Peters Church

2020/21

Science display: Light.

Geography/History display: Earthquakes & Volcanos





6	Instructions Write instructions on how to teach an animal to fly. SPaG – Noun phrases Spelling – Statutory Spelling Challenge	Multiplication & Division <ul style="list-style-type: none">▪ Multiply by 3▪ Divide by 3▪ The 3 times table	Changing shadows. Find patterns in the way the size of shadows change.		
7	Non-chronological report <ul style="list-style-type: none">- Explore the design and layout of information leaflets.- Create a leaflet.- SPAG – Presentational features – heading and subheadings. SPaG – Sentence types Spelling – Assess and review	Multiplication & Division <ul style="list-style-type: none">▪ Multiply by 4▪ Divide by 4▪ The 4 times table			

Trips/visitors: St Peters Church

Science display: Light.

Geography/History display: Earthquakes & Volcanos

2020/21

11.25 – 11.55 extra play			
Week 1	French NC: Listen to spoken language Days of the week	Geography NC: Describe and understand key aspects of volcanos. What is a volcano? How volcanoes are formed.	Art NC: Observational drawing. Look at the work of a well-known artist Matisse. Use observational skills to record and sketch autumn leaves looking at a warm colour palette to represent the colours of autumn.
Week 2	French NC: Listen to spoken language Months of the year	Geography NC: Describe and understand key aspects of volcanos. Understanding how plate tectonics work, know the layers of the earth.	Computing: Internet & Online Safety Using 2connect we will look at: <ul style="list-style-type: none"> ▪ The importance of passwords. ▪ How the internet can be used to help communicate effectively. ▪ The meaning of age restrictions. ▪ Consider if what we read on websites is true.
Week 3	French NC: Listen to spoken language Birthdays	Geography NC: Describe and understand key aspects of volcanos. Where can we find volcanoes? Ring of fire. Looking at world map. Identifying areas/countries.	Computing – Spreadsheets Using 2calculate look at creating bar graphs and pie charts, using the more then, less than and equals tools, and introducing coordinates.
Week 4	French NC: Listen to spoken language Greetings	Geography NC: Describe and understand key aspects of volcanos. Understand what earthquakes are and how they occur.	Art NC: Printing Look at how printing can be used in art. Explore the work of William Morris and block painting. Create our own printing pattern. 
Week 5 Creative Friday	French NC: Listen to spoken language Greetings	Geography NC: Describe and understand key aspects of volcanos. Understand the effects of earthquakes and tsunamis. Research and write a report.	Music NC: play and perform in ensemble contexts Learn Christmas songs using Makaton to record and show to grown-ups. 
Week 6 History	French NC: Listen to spoken language Revisit & revise terms learning.	Geography NC: Describe and understand key aspects of volcanos. Recap knowledge of volcanos and earthquakes to secure understanding.	Design Technology NC: Evaluate ideas against design criteria and consider the views of others to improve their work.  Textiles design/ make/ evaluate a Christmas bookmark.
Week 7	French NC: Listen to spoken language Revisit & revise terms learning.	Cooking NC: Prepare & cook using a range of cooking techniques. Mince Pies Skills - follow food safety & hygiene rules; tidy away; use a sieve; knead; shape; use scales. 	Christmas Arts & Crafts Make and draw a range of Christmas themed arts and crafts to take home. Cards/ Calendars etc. 