

13th November 2020

Year 3 Seesaw for home learning



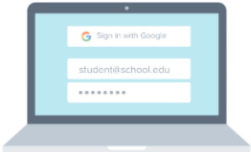
Dear Parent/Carer,

For the remainder of this year we're going to use Seesaw to share our learning. This is a fantastic app/ website, currently used by teachers, children and families around the world, which will allow our children to access their learning from home via a computer, laptop, tablet or smart phone. The children will also be able to communicate with me via Seesaw should they wish to share something about their learning.

In order to use the app/ website, your child will need to set up their own email address (preferably gmail which can be done using this link:
<https://accounts.google.com/signup/v2/webcreateaccount?flowName=GlifWebSignIn&flowEntry=SignUp>).

They then need to follow these instructions.

Get Students Signed In

	1. Open the Seesaw Class app on iOS or Android. Or go to app.seesaw.me on any computer in Chrome or Firefox browser.
	2. Choose I'm a Student.
<div>URFR EEOV <small>Copy</small></div> <p><small>Expires Nov 19, 2020</small></p>	3. Type in this code to join your class. Students will only use this code once. <small>For security, there is a new code every 7 days. Never share codes on social media.</small>
	4. Sign in with your Google account or create an account with your email address and password.

Please do not hesitate to contact me if there are any issues with setting up your child's account.

Yours sincerely,

Amanda Allen

Class Teacher- Year 3